EPIGAP Optronic GmbH
Koepenicker Str. 325
D-12555 Berlin
Fon: +49 (0)30 657637 60
Fax: +49 (0)30 657637 70

Data Sheet — Preliminary

LED Chip Infrared — EOLC-1550-27

Rev. 03, 2020

Radiation	Type	Electrodes
Infrared	MQW	n (cathode) up

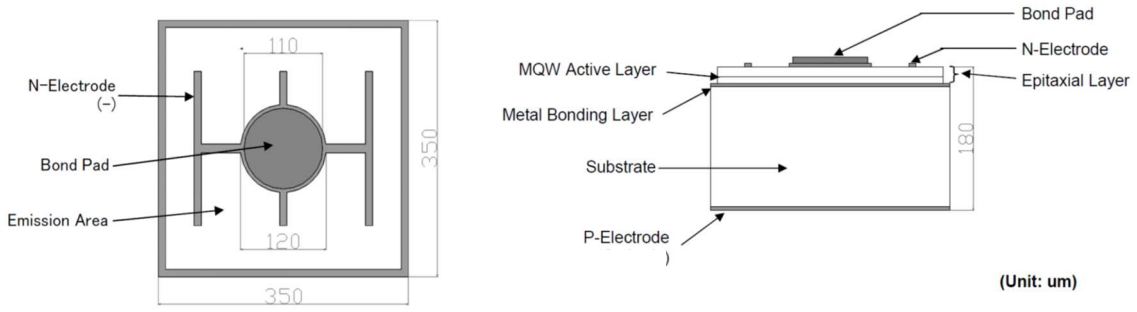

Contact metallization: gold alloy

Die size (typ.): 0.350 mm × 0.350 mm (14 mil)
Thickness (typ.): 0.180 mm (7 mil)
Bond pad size: Ø 0.110 mm (periphery = Ø 0.120 mm)

Maximum Ratings

T_{amb}= 25°C, unless otherwise specified

Parameter	Test conditions	Symbol	Value	Unit
Forward current		I_F	120	mA
Peak forward current	$t_p \leq 1$ ms, duty cycle ≤ 5%	I_{FP}	1000	mA

Optical and Electrical Characteristics

T_{amb}= 25°C, unless otherwise specified

Parameter	Test cond.	Symbol	Min	Typ	Max	Unit
Forward voltage	I_F=20 mA	V_F		0.9		V
Radiant power*	I_F=20 mA	Φ_e		2.9		mW
Peak wavelength	I_F=20 mA	λ_p		1550		nm
FWHM	I_F=20 mA	$\Delta\lambda_{0.5}$		109		nm
Forward voltage	I_F=50 mA	V_F		0.96		V
Radiant power*	I_F=50 mA	Φ_e		5.1		mW
Forward voltage	I_F=100 mA	V_F		1.05		V
Radiant power*	I_F=100 mA	Φ_e		6.8		mW

*Measured on bare chip on TO-18 header

Packing

Dice on adhesive film with wire bond side up.

RoHS COMPLIANT Pb Pb-Free

We reserve the right to make changes to improve technical design and may do so without further notice. Parameters can vary in different applications. All operating parameters must be validated for each customer application by the customer.

EPIGAP Optronic GmbH
Koepenicker Str. 325
D-12555 Berlin
Fon: +49 (0)30 657637 60
Fax: +49 (0)30 657637 70

Data Sheet **Preliminary**

LED Chip Infrared **EOLC-1550-27** Rev. 03, 2020

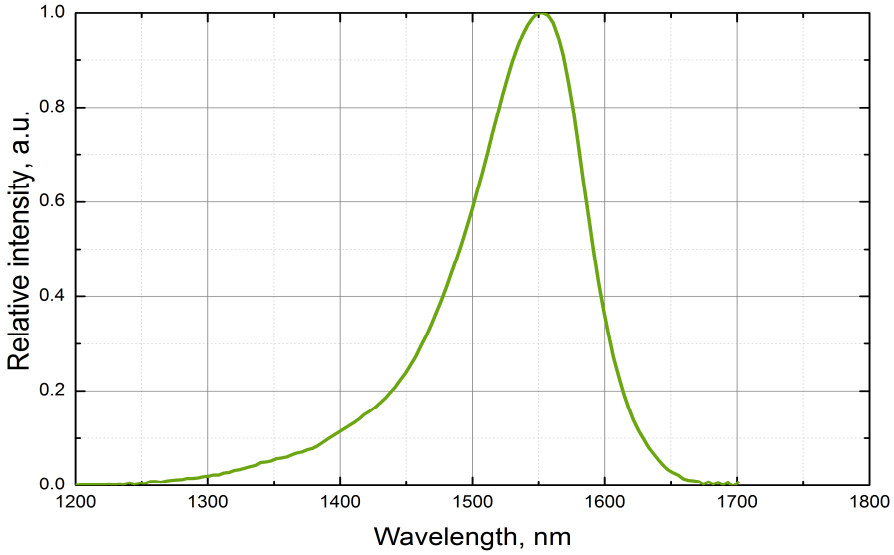

Spectrum at 20 mA

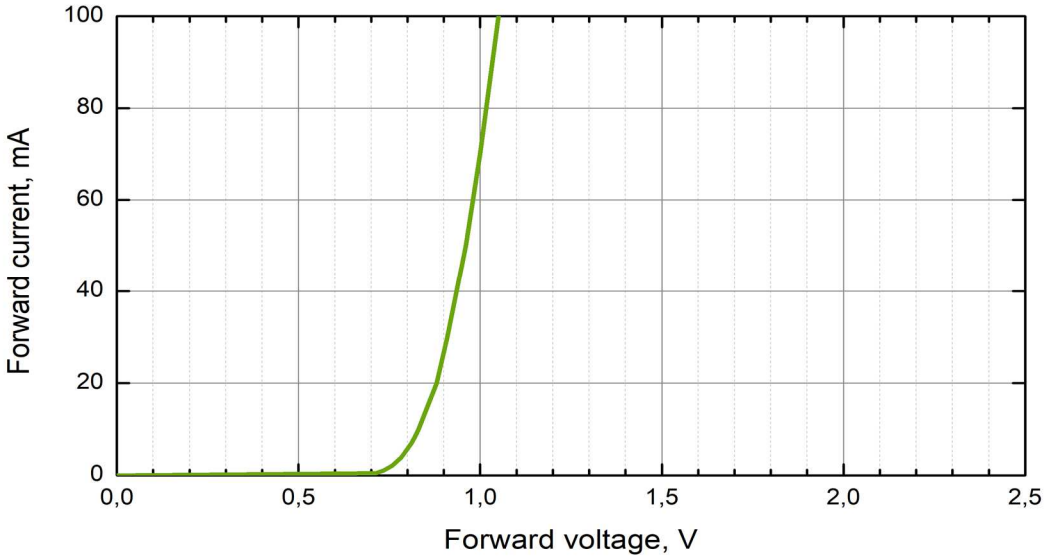

Forward current vs. forward voltage

We reserve the right to make changes to improve technical design and may do so without further notice. Parameters can vary in different applications. All operating parameters must be validated for each customer application by the customer.

EPIGAP Optronic GmbH
Koepenicker Str. 325
D-12555 Berlin
Fon: +49 (0)30 657637 60
Fax: +49 (0)30 657637 70

Data Sheet **Preliminary**

LED Chip Infrared **EOLC-1550-27** Rev. 03, 2020

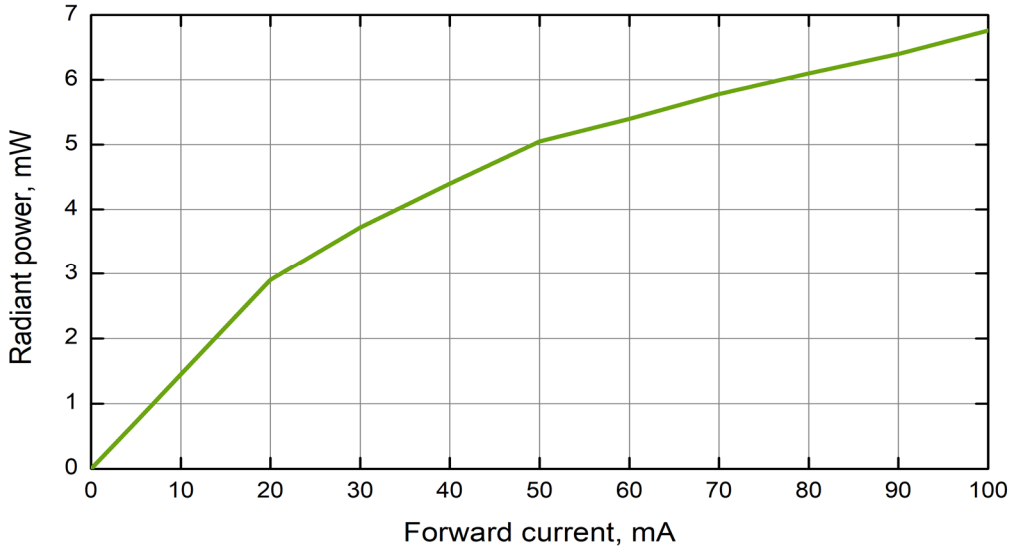

Radiant power vs. forward current

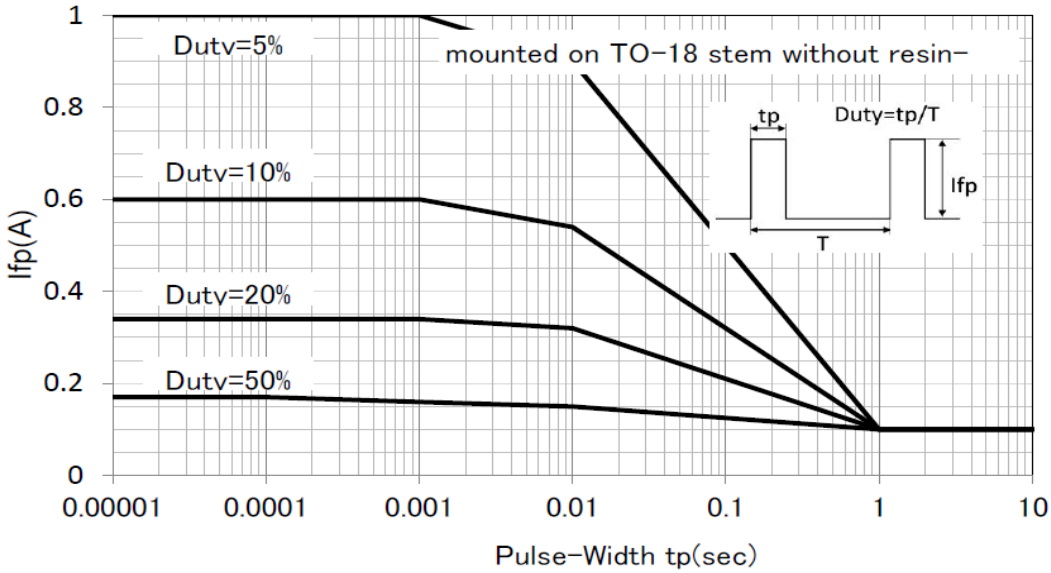

Permissible pulse handling capability at 25 °C.

Art. No. 131 163

We reserve the right to make changes to improve technical design and may do so without further notice. Parameters can vary in different applications. All operating parameters must be validated for each customer application by the customer.